



Dear Professionals and Executive MBA Programs,

Congratulations and welcome!

I am delighted that you are joining the Rice MBA. You have an exciting journey ahead of you that will challenge and reward you on many fronts, inside and outside of the classroom. The speed of take-off on this journey sometimes catches our students by surprise. Some of that is by design and serves a purpose in helping you switch gears quickly to embrace the program, the learning, and the community. It can, however, feel overwhelming and this feeling can get in the way of positive engagement inside and outside of the classroom.

To help set you up for success right from the beginning of the program, we have developed a series of Pre-MBA Quantitative Skills online courses that offer an acceleration ramp to ease you back into student mode. This program, offered through Coursera for Rice, begins with a review of basic math and statistics, moves on to an introduction to accounting, the language of business, and concludes with a finance primer. All three courses provide the opportunity to complete exercises in Excel, an important MBA tool, and each course has a final exam that allows you to assess your mastery of the material.

Instructions for signing up for these courses, course descriptions and FAQs regarding the courses and the MBA program are listed below and attached to this message.

Math and Stats Primer

James Weston, Harmon Whittington Professor of Finance

Provides a refresher of math fundamentals before covering basic algebra, descriptive statistics and graphs, basic probability, random variable distributions, and introductory hypothesis testing. Includes several Excel-based exercises each session and concludes with a set of case studies that put all of the tools to work, with solutions provided, and a final exam.

Approximately 20 hours across 4 sessions.

Accounting Primer

Brian Rountree, Associate Professor of Accounting

Covers the language of accounting, introduces the three primary accounting statements (balance sheet, income statement and statement of cash flows), and explores how these statements relate to each other. Includes several Excel-based exercises each session and a final exam.

Approximately 20 hours across 4 sessions.

Finance Primer (Finance for Non-Finance Professionals)

James Weston, Harmon Whittington Professor of Finance

Covers the very basics like the time value of money, compounding and discounting and provides and introductions to valuation and the tools for capital budgeting as well as to financing and the cost of capital. Includes a couple Excel-based exercises each session and concludes with a capstone case and final exam.

Approximately 15 hours across 5 sessions.

With launch of the MBA program rapidly approaching, I recommend that you dive in and explore these courses. Please carefully assess where you might be able to close some skills gaps, in quantitative analysis and using Excel, and where you would benefit from exposure to the language and basic concepts of data analysis, accounting and finance. Completion of these courses is not required but it is strongly encouraged. You will have both data analysis and accounting core courses this fall but you will not have finance until next spring, so you may want to hold off on this

one. It may also be useful to come back to some of these sessions as you are completing your MBA coursework.

I should add that you might be surprised how much you enjoy engaging in these topics with Prof. Weston and Prof. Rountree. They love what they do and they do it very well!

Enjoy your summer as you look forward to and prepare the coming journey. I look forward to seeing you in August.

Best regards,
bb

Barbara Bennett Ostdiek
Senior Associate Dean of Degree Programs
Professor of Finance
Jones Graduate School of Business
Rice University



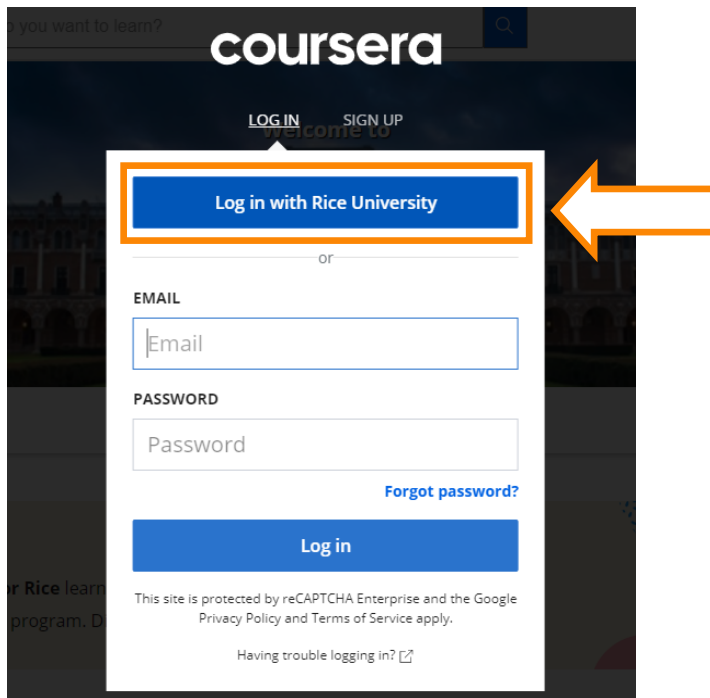
[Privacy Notice](#) | [Update Email Preferences](#)

How to Join *Coursera for Rice* – Step by Step Instructions

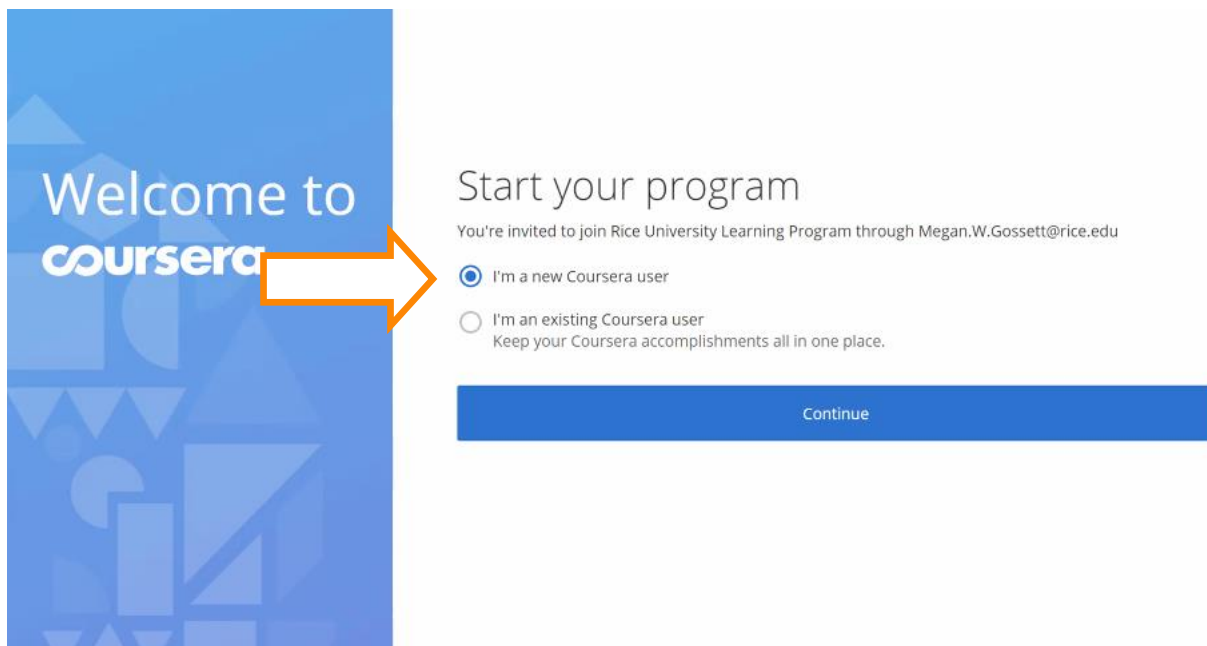
Step 1: Go to the *Coursera for Rice* website, <https://www.coursera.org/programs/coursera-for-rice-zuk&v?authProvider=rice> and click the “Join” button. *Coursera for Rice* is hosted by [Rice Online Learning](#). For technical issues or questions, contact riceonline@rice.edu.

A screenshot of the Coursera for Rice website. At the top, there is a navigation bar with the Coursera logo, the Rice University logo, a search bar with the placeholder text "What do you want to learn?", and a "Log In" button. Below the navigation bar is a large banner image of a Rice University building. Overlaid on the banner is the text "Welcome to Coursera for Rice" and "Start learning on Coursera!". A white "Join" button is centered on the banner, and a large orange arrow points to it from the right. Below the banner, there are links for "Browse Catalog" and "How it works". At the bottom of the page, there is a light-colored section with the text "Hello! Browse content from the Coursera for Rice learning program. Your organization has sponsored this program. Discover the content types we offer." and a small question mark icon in the bottom right corner.

Step 2: Click the “Log in with Rice University”.

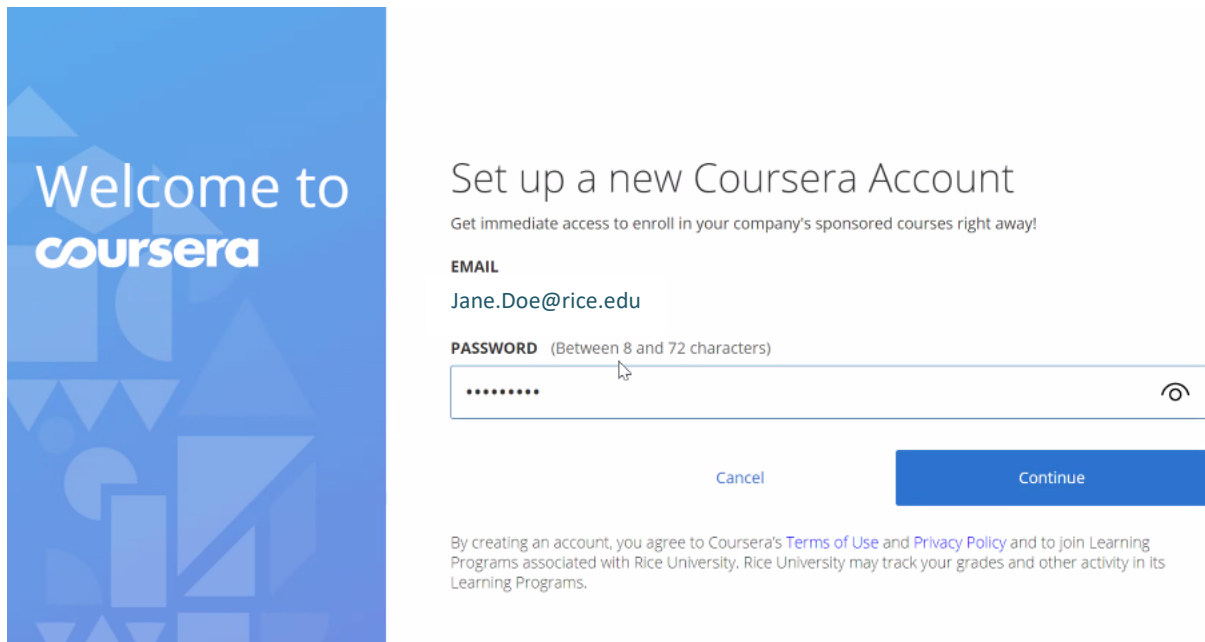


Step 3: Select “I’m a new Coursera user” and click “Continue”.



Step 4: Enter your Rice Email, create a Password and click “Continue”.

Please note: Coursera for Rice is only available to those with an @rice.edu email address. You may use either your Rice Net ID email, your full name Rice email or an alternative name Rice email to be able to access Coursera for Rice.



Welcome to
coursera

Set up a new Coursera Account

Get immediate access to enroll in your company's sponsored courses right away!

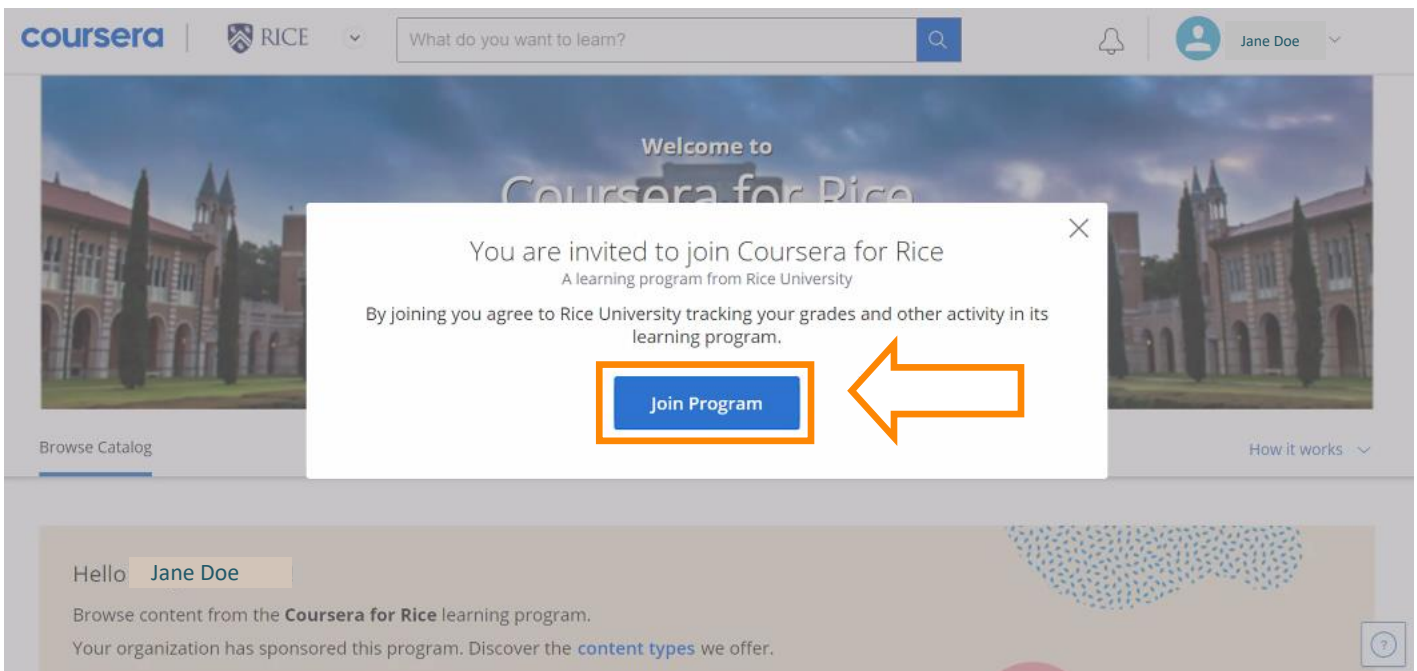
EMAIL
Jane.Doe@rice.edu

PASSWORD (Between 8 and 72 characters)
.....

Cancel Continue

By creating an account, you agree to Coursera's [Terms of Use](#) and [Privacy Policy](#) and to join Learning Programs associated with Rice University. Rice University may track your grades and other activity in its Learning Programs.

Step 5: Click “Join Program”. Before you begin to browse courses, log out by clicking your name at the top right corner, then “Log Out”. This will refresh your account.



coursera | RICE | What do you want to learn? | Jane Doe

Welcome to Coursera for Rice

You are invited to join Coursera for Rice
A learning program from Rice University

By joining you agree to Rice University tracking your grades and other activity in its learning program.

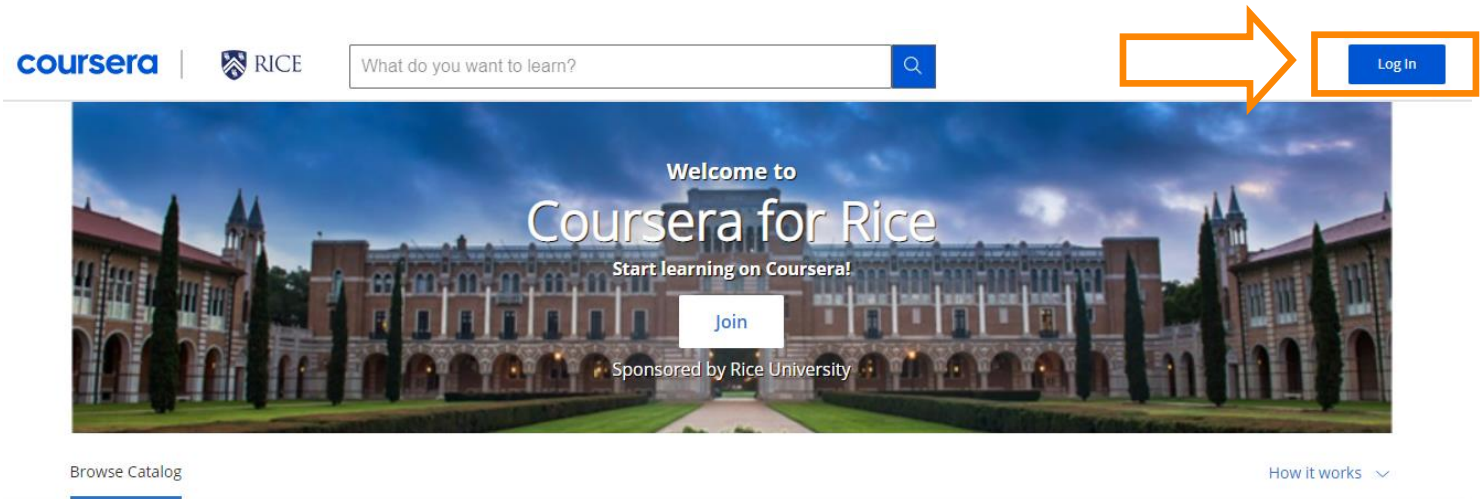
Join Program

Browse Catalog | How it works

Hello Jane Doe

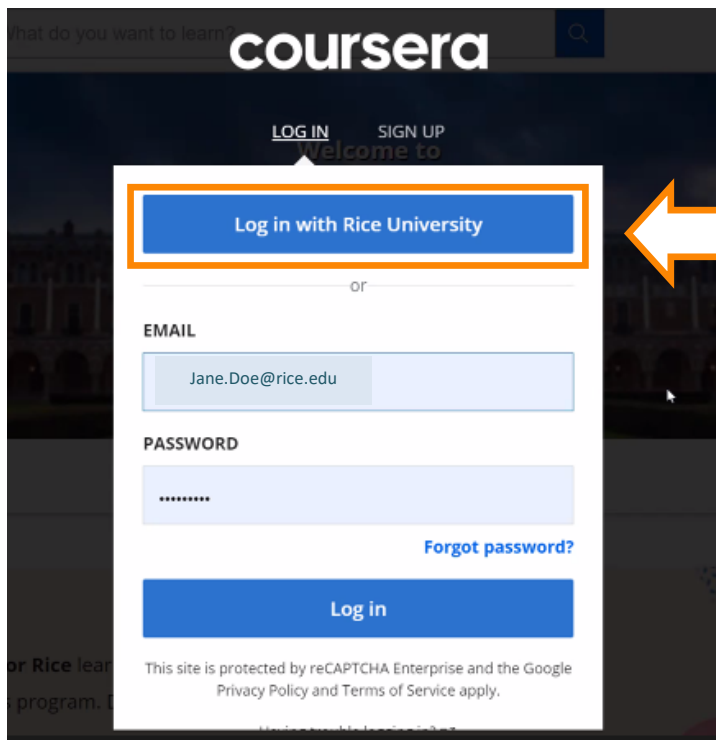
Browse content from the **Coursera for Rice** learning program.
Your organization has sponsored this program. Discover the [content types](#) we offer.

Step 6: Log back in by click the top right corner - “Log In”.



Hello!
Browse content from the **Coursera for Rice** learning program.
Your organization has sponsored this program. Discover the [content types](#) we offer.

Step 7: ALWAYS log back in to Coursera for Rice by clicking on the “Log in with Rice University” button. This will take you to the Rice SSO login page.



Step 8: Login using your Net ID and password.



Login to Coursera
Course Platform

[Forgot your NetID Password?](#)
[Need Help?](#)

NetID

jd1234@rice.edu

Password

Don't Remember Login

Login



Step 9: Once you have logged-in successfully, scroll down until you see the section, “Pre MBA Quant”. This is where you will find the collection of three courses that have been curated specifically for incoming MBA students by the Jones Graduate School of Business. Click on whichever course you want to begin.

The screenshot shows the Coursera interface with the user logged in as Jane Doe. The search bar contains "What do you want to learn?". Below the search bar, there are four placeholder boxes labeled "COURSE". Below these, a section titled "Pre MBA Quant" is highlighted with an orange border. This section contains three course cards:

- Pre MBA Quant Finance for Non Finance Professionals** by Rice University
- Accounting Primer** by Rice University
- Pre MBA Math and Stat Primer** by Rice University

Each card includes a small RICE logo and a "COURSE" label at the bottom. An orange arrow points to the "Pre MBA Quant" section from the right.

Step 10: Click “Enroll for Free” → “Go to Course”.

Accounting Primer

Offered by

Enroll for Free
Starts Jun 9

Save for Later

Sponsored by Rice University

About this Course

Financial statements are a key source of information about the economic activities of a firm. This course is a primer on the construction and basic interpretation of financial statements that should provide learners with a rudimentary understanding of the types of information included in the four primary financial statements: balance sheet, income statement, cash flow statement, and statement of stockholders equity. We will spend time recording transactions using [SHOW ALL](#)

- Flexible deadlines**
Reset deadlines in accordance to your schedule.
- Shareable Certificate**
Earn a Certificate upon completion
- Exclusive online course**
Only available to you and other members of your organization

Please note: You can adjust your time zone by clicking your name at the top right corner and then going to “Settings” → “Timezone” → “Save”.

Account

Payment

Communication Preferences

Notes & Highlights

Calendar Sync

Account

Full name: Jane Doe

Email address: Jane.Doe@rice.edu

Timezone: Chicago

Language: English

Save

Jane Doe

Educator Admin

Profile

My Purchases

Settings

Updates

Accomplishments

Partner Resource Center

Learner Help Center

Log Out

FAQs

What if I have technical issues while enrolling or navigating courses? Who can I contact for support?

- Contact riceonline@rice.edu with any questions regarding Coursera for Rice and a member of the Rice Online Learning team will assist you.

Do I need to take the courses in any specific order?

- No, these courses may be taken in any order, however the suggestion is to begin with Math & Stats, Accounting, and then Finance for Non Finance Professionals.

Is this course really 100% online? Do I need to attend any classes in person or live online?

- This course is completely online, so there's no need to show up to a classroom in person. You can access your lectures, readings and assignments anytime and anywhere via the web or your mobile device.

Who has access to Coursera for Rice?

- All current students, faculty, and staff can enroll in any Rice course offered on Coursera.

Do I receive academic credit for completing courses through Coursera for Rice?

- No, academic credit is not awarded for courses taken on Coursera. The courses offered on Coursera are created and taught by Rice faculty, but are not official academic courses. If you complete a course on Coursera, you earn a certificate offered by Coursera.

What's the difference between taking a course through Coursera for Rice and taking a course through the main Coursera site (coursera.org)?

- Coursera for Rice gives you free access to the same courses you would have to pay for if you accessed them on the Coursera site. While anyone can audit a course for free on the Coursera site, auditing students don't have access to some learning activities, assignment grading and cannot participate in the course discussion forums. Through Coursera for Rice, you have free, premium access to all Rice courses, which means you can fully participate in the courses and can even earn a certificate for successfully completing a course.

How long does it take to complete a course?

- Courses are self-paced. You can take as much time as you need, but most courses are designed to be completed in 4-6 weeks if you're investing 3-6 hours per week. However, this online material also works well as a supplement to your current coursework and/or interests.

Can students skip videos and assignments?

- Yes, but it is not advisable. Students need to complete graded assignments to complete the course, which are end of week quizzes (usually around 10-15 questions) and a cumulative final (cumulative per course, not all three). One additional step in the Finance

for Non-Financial Professionals course, students have to complete a capstone project in order to complete the course.

Can students skip to the end and take the exam to see how they do?

- Students would need to take each weekly quiz in order to access and complete the final exam.

Are assignments and exams automatically graded?

- Yes.

Is there a TA or another way for students to get assistance with the material?

- Not currently. For any questions related to the course, please reach out to riceonline@rice.edu.